

**LONG
LIFE
TECH**

Prestazioni

Tensione (V)	12V
Capacità (Ah)	200Ah
Corrente EN(A)	1100A

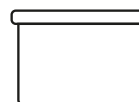
Monoblocco

Base	B00
Polarità	SX
Coperchio	MF

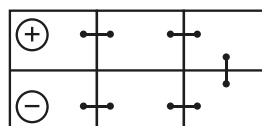
Dimensioni

Lunghezza (mm)	512
Profondità (mm)	223
Altezza (mm)	223
Peso (kg)	45,30

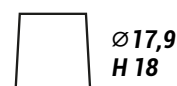
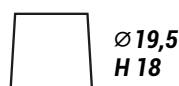
Fissaggio

B00

Schema di collegamento

3

Tipologia dei terminali

1

POS.



NEG.